

# The Study of Compacting Older Non-Open Neighborhoods based on Child-Friendly Concepts

Yao Wei <sup>a, \*</sup>, Hanchen Li <sup>b</sup>, Xun Ren and Hao Wang

Chengdu Technological University, University Town, Yibin 644000, China

<sup>a, \*</sup> wyao2@cdu.edu.cn, <sup>b</sup> lhchen1@cdu.edu.cn

\* Corresponding Author: Yao Wei

**Abstract.** This paper explores the pivotal role of robust interpersonal relationships among community residents in fostering the development of child-friendly communities. Drawing on extensive literature, including empirical studies conducted in diverse urban settings such as Changsha, Izmir, and rural communities in Uganda, this research underscores the transformative potential of strong community ties in enhancing the quality of life for children in urban environments. The study found the significance of community networks and social cohesion in creating environments conducive to the holistic development of children. These networks, characterized by high levels of social capital and mutual trust, facilitate the dissemination of crucial health information, promote participatory planning processes, and contribute to the realization of child-friendly urban design and infrastructure. The paper delves into the mechanisms through which well-connected communities can overcome the challenges posed by urbanization and industrialization, such as the erosion of traditional neighborhood relationships and the commodification of interactions, to construct harmonious and supportive environments for children. The findings of this research have profound implications for urban planning and policy formulation, emphasizing the need for a paradigm shift towards more inclusive and child-centered urban development strategies.

**Keywords:** Non-Open Neighborhoods; Child-Friendly Community; Community Regeneration.

## 1. Introduction:

Community ties, the intricate web of relationships and interactions within a community, play a pivotal role in shaping the socio-cultural fabric of urban environments. These ties are the building blocks of social cohesion, fostering a sense of belonging and mutual trust among community members. In the context of urban development, strong community ties are instrumental in creating child-friendly communities—environments that prioritize the needs, rights, and well-being of children, enabling them to thrive and develop holistically (Bartlett, 2002).

The concept of child-friendly communities has gained prominence in urban planning and development discourse, reflecting a growing recognition of the importance of creating inclusive, equitable, and supportive urban spaces for children. Such communities are characterized by safe, accessible, and engaging public spaces, participatory governance structures, and policies that promote children's rights and well-being (Chawla, 2016). The development of child-friendly communities is not merely a matter of urban design and infrastructure but involves a multifaceted approach encompassing social, economic, and cultural dimensions.

This essay aims to explore the role of strong community ties in developing child-friendly communities, drawing upon multidisciplinary literature and empirical studies. It delves into the mechanisms through which well-connected communities can overcome the challenges posed by urbanization and industrialization, such as the erosion of traditional neighborhood relationships and the commodification of interactions, to construct harmonious and supportive environments for children. The exploration of strong ties between community residents for the development of child-friendly communities is crucial in the contemporary urban development discourse. It provides a pathway to construct modern urban harmonious neighborhood relationships, promoting social fairness and justice, and maximizing social public welfare. The synthesis of theoretical frameworks,

empirical findings, and questionnaire analysis in this essay contributes to a deeper understanding of the multifaceted relationship between community ties and child-friendly urban development, paving the way for more inclusive and equitable urban futures.

## **2. Literature Review:**

To understand the intricate dynamics of community relationships and their consequential role in shaping child-friendly urban spaces, it is crucial to delve into a diverse array of existing literature, encompassing varied theoretical perspectives, empirical investigations, and pragmatic applications (chiefer & Noll, 2017). The literature provides a comprehensive exploration of community-oriented approaches to urban development, emphasizing their significance in creating environments conducive to the holistic development of children.

The theoretical exploration of community ties and social cohesion is foundational to understanding the mechanisms through which communities interact, develop, and sustain. The seamless government theory and the new public service theory are instrumental in this exploration, shedding light on the importance of effective governance structures in cultivating cohesive and harmonious communities (Vervisch, 2011). These paradigms emphasize the collaborative synergy between stakeholders, including government entities, social organizations, market subjects, and individual residents, in shaping community development, highlighting the essence of cooperation, dialogue, coordination, and communication in navigating social affairs according to law (Cabrera & Najarian, 2015).

Empirical research complements theoretical understandings by offering practical insights and nuanced perspectives on the role of robust community ties in urban development. There is now research to show that provides extensive insights into the transformative potential of strong community ties in developing child-friendly communities. Studies conducted in diverse urban settings such as Changsha, Izmir, and rural communities in Uganda have underscored the significance of community networks and social cohesion in enhancing the quality of life for children in urban environments (Shen & Xiaoyan, 2017; Gökmenn & Taşçı, 2016; de Vries et al., 2020). These studies illustrate how well-connected communities, characterized by high levels of social capital and mutual trust, facilitate the dissemination of crucial health information, promote participatory planning processes, and contribute to the realization of child-friendly urban design and infrastructure.

Further, the exploration of community grid governance provides a detailed understanding of the structural frameworks that govern community development. Detailed analysis of community grid governance in specific regions, such as the Lingang Economic Development Zone of Yibin City, unveils the intricacies of governance structures and policies, emphasizing the need for optimization of community governance systems. This analysis provides a comprehensive overview of the challenges, achievements, and policy measures in grid governance work, offering refined countermeasures and suggestions for enhancing community grid governance (Huang, 2017).

Integrating the insights from theoretical frameworks and empirical findings reveals the multifaceted implications of community ties in the development of child-friendly communities. The literature underscores the significance of fostering social cohesion, participatory governance, and inclusive urban design in creating conducive environments for the holistic development of children. However, it also uncovers existing research gaps, particularly pertaining to the challenges posed by rapid urbanization and industrialization on community relationships and the quest for more inclusive and equitable urban development strategies (Zeuthen, 2018). There is a discernible need for more in-depth research to explore the strategies and mechanisms through which communities can navigate the challenges of urbanization and industrialization to build supportive and harmonious environments for children.

To conclude, the synthesis of the literature on the role of strong community ties in the development of child-friendly communities provides a nuanced and comprehensive understanding of community-centric urban development approaches. The amalgamation of theoretical insights, empirical

perspectives, and practical implications contributes to a more enriched and holistic understanding of the role of community ties in promoting social cohesion, participatory governance, and inclusive urban design (Anderson, 2022). The identified gaps in research accentuate the need for continued exploration in this domain, paving the path for realizing more inclusive, equitable, and child-friendly urban landscapes.

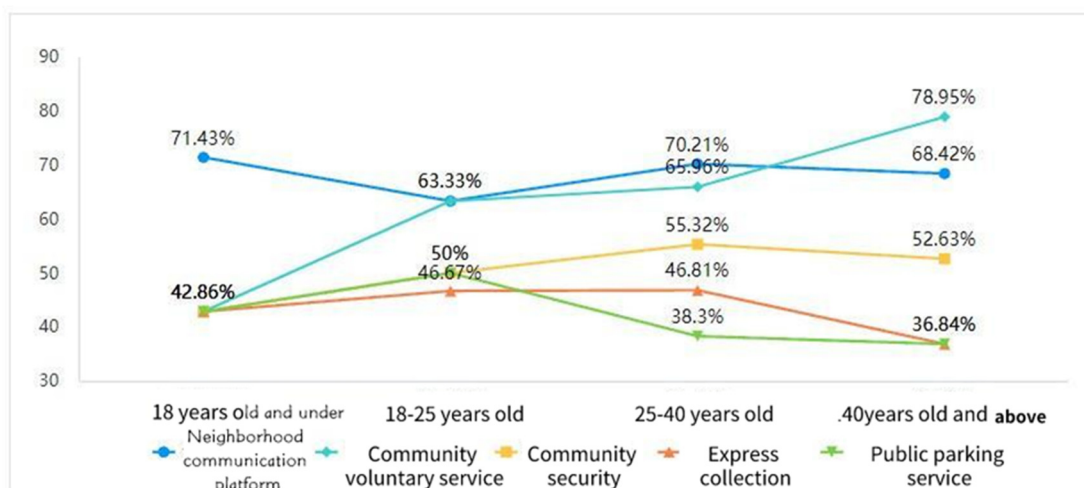
### 3. Methodology:

In exploring the role of robust community ties in developing child-friendly environments, this research adopts a quantitative approach, leveraging a structured questionnaire to glean insights from community residents about their experiences, perceptions, and satisfaction levels concerning community bonds and child-friendly amenities. Data collection will employ the questionnaire method, administering a series of questions to residents across diverse communities. The questionnaire, articulated in a multiple-choice format, delves into several themes, such as demographic information, children's activities and preferences, community facilities and safety, and residents' perceptions and aspirations concerning community development and child-friendly spaces. Participants will be selected through a stratified random sampling technique, ensuring a varied representation from different age groups, family structures, and lengths of residency. The questionnaire will be disseminated through online and offline channels to maximize reach and accessibility.

In terms of data analysis, the research will utilize statistical software to scrutinize the data obtained from the questionnaires. Descriptive statistics will summarize and describe the fundamental characteristics of the data, offering a succinct summary about the sample and the measures. Addressing limitations and ethical considerations, the study may encounter challenges related to the representativeness of the sample and the veracity and precision of respondents' answers. Ethical considerations will encompass ensuring the anonymity and confidentiality of the participants' responses and securing informed consent prior to participation. Moreover, the study will ensure that participants are aware that their participation is voluntary, and they can withdraw at any time without any consequences.

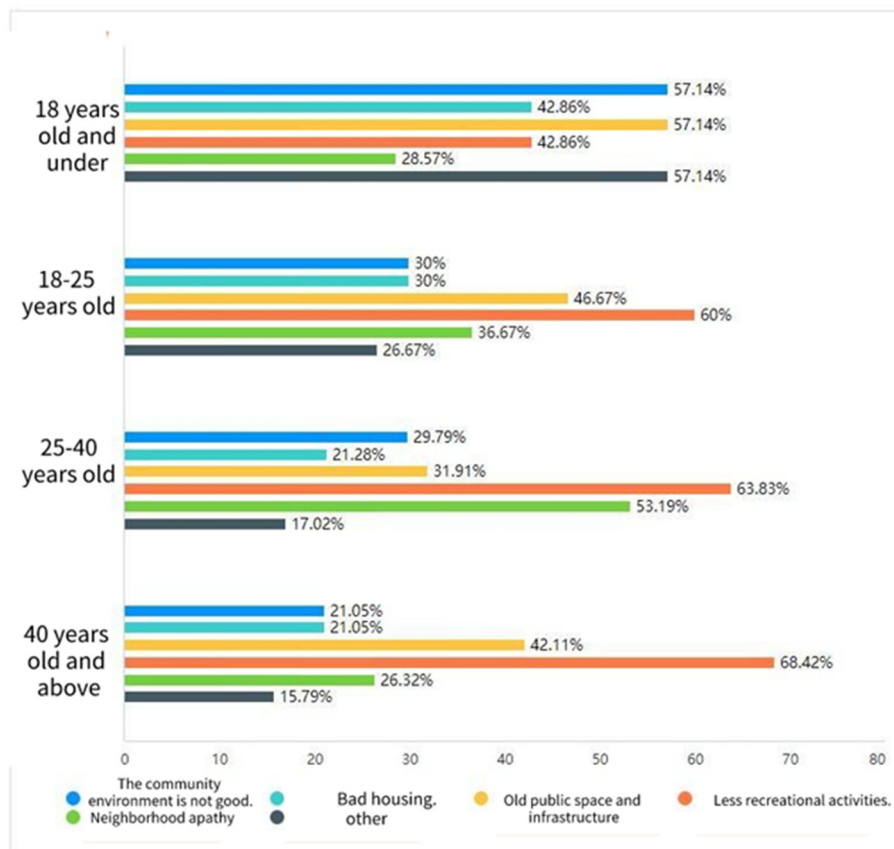
### 4. Findings and Discussion:

The analysis of the questionnaire offers a comprehensive insight into the perceptions and preferences of community residents regarding child-friendly community development. A significant observation from the survey is the varied sense of belonging among residents to their community. Only 12.25% of the respondents expressed a strong sense of belonging, while a notable 39.62% felt a moderate connection. However, it's concerning that 4.19% of the residents felt no sense of belonging, with the majority (43.94%) expressing an ambiguous connection to their community.



**Fig 1.** Analysis of service preferences for neighbourhood promotion

Delving deeper into the reasons for this lack of a sense of belonging, several factors emerge. A substantial portion of the respondents attributed their feelings to a poor community environment (34.50%) and an aging public space and infrastructure (44.46%). Additionally, a significant 58.78% felt that the scarcity of recreational activities contributed to their detachment. The emotional indifference towards neighbors, as indicated by 36.18% of the respondents, further underscores the need for fostering stronger community ties.

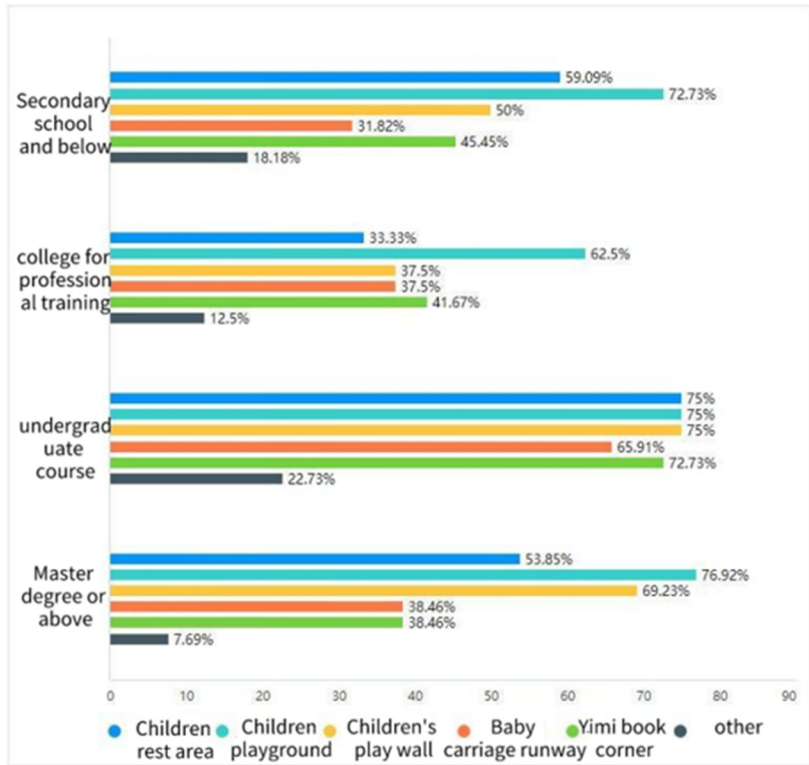


**Fig 2.** Reasons for the lack of a sense of belonging in the community

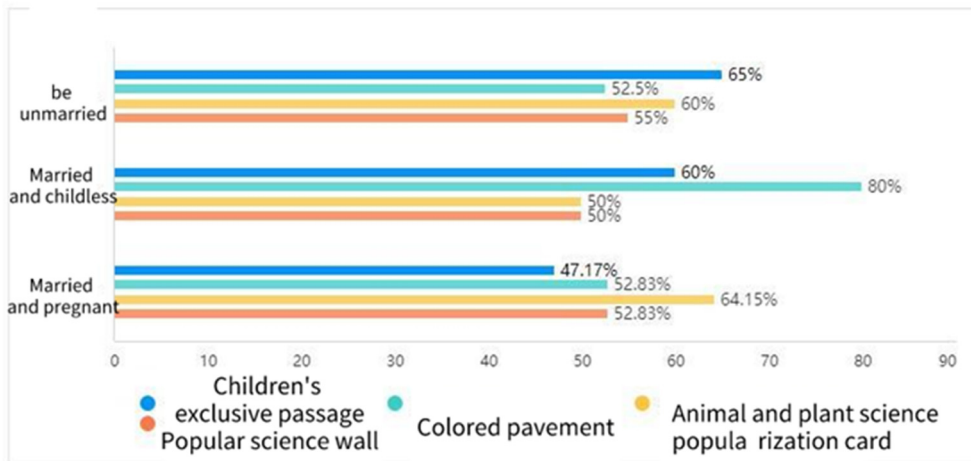
The findings also highlight the community's inclination towards activities that promote children's safety and cultural enrichment. Residents expressed a preference for initiatives like children's safety education and practices that encourage children's activities and exchanges within the neighborhood. Such initiatives not only bolster the residents' sense of community belonging but also pave the way for a child-friendly environment.

Further insights were gleaned when analyzing preferences based on educational backgrounds. A majority of residents, irrespective of their educational qualifications, expressed a preference for infrastructures that promote children's physical and mental well-being. This includes the construction of children's rest areas (55.32%), playgrounds (71.79%), and extended play walls (57.93%). Additionally, there was a strong inclination towards creating exclusive passages for children, with 57.39% preferring children-only pathways and 61.77% favoring fun, colored traveling surfaces with graffiti.

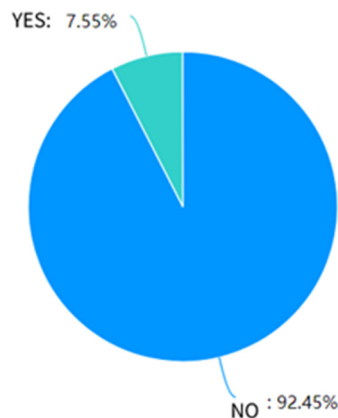
Lastly, the survey underscores the potential of community activities in fostering neighborhood relations. A staggering 92.45% of residents believed that children's activities would enhance neighborhood interactions. The data suggests a keen interest in ball games among children, indicating a potential area for community development. The renovation of sports facilities was also highlighted as a means to facilitate sports activities, fostering communication between residents and children, thereby enhancing the sense of belonging and making the neighborhood more child friendly.



**Fig 3.** Community Building Project Selection Preference Analysis



**Fig 4.** Preference analysis of building choices for child-friendly spaces



**Fig 5.** Analysis of the effectiveness of activities to build closer-connected community

In conclusion, the findings from the questionnaire provide a nuanced understanding of the community's perceptions and preferences. The data underscores the importance of fostering strong community ties, enhancing infrastructure, and promoting child-friendly activities to create a cohesive and inclusive neighborhood environment.

## **5. Challenges and Opportunities:**

The findings from the questionnaire elucidate both the challenges and opportunities inherent in fostering child-friendly communities through robust community ties. One of the primary challenges identified is the varied sense of belonging among residents. With a significant portion expressing only a moderate or ambiguous connection to their community, there's a clear indication of the need for interventions that can bridge this emotional gap. The reasons for this detachment, such as a deteriorating community environment, aging public spaces, and a lack of recreational activities, further compound the challenge. Addressing these concerns requires not just infrastructural changes but also a shift in community dynamics and interactions.

Another challenge is the emotional indifference towards neighbors. Building a cohesive community goes beyond physical infrastructures; it necessitates fostering genuine relationships between residents. The lack of such relationships can be attributed to modern lifestyles, where digital interactions often overshadow face-to-face communications, or due to transient populations in urban settings where residents might not stay long enough to form lasting bonds. However, these challenges also present a myriad of opportunities. The strong inclination of residents towards enhancing neighborhood communication suggests a readiness to engage and connect. Platforms that facilitate neighborhood interactions, whether digital or physical, can play a pivotal role in bridging the existing gaps. The popularity of community volunteer services and security services indicates a collective willingness to invest time and resources for the betterment of the community. Such initiatives can be leveraged to foster stronger ties, promote mutual trust, and create a sense of shared responsibility.

The emphasis on children's safety and cultural enrichment offers another avenue of opportunity. By focusing on initiatives that promote children's well-being, communities can not only ensure a safer environment for the younger generation but also create spaces that facilitate interactions between families. Such interactions can be pivotal in building trust and fostering relationships, thereby enhancing the overall sense of community belonging.

The preferences expressed based on educational backgrounds, especially the unanimous inclination towards infrastructures promoting children's well-being, suggest that certain aspirations transcend socio-economic or educational divides. This universality can be harnessed to rally community support for child-centric initiatives, ensuring widespread acceptance and participation.

Lastly, the overwhelming belief among residents that children's activities can enhance neighborhood interactions presents a significant opportunity. By focusing on activities that resonate with the community's preferences, such as ball games, and by renovating sports facilities, communities can create spaces that not only cater to children's interests but also serve as hubs for community interactions.

In synthesizing the challenges and opportunities, it becomes evident that while there are inherent obstacles in fostering child-friendly communities with strong ties, there's also a clear roadmap, informed by residents' preferences and aspirations. By addressing the challenges head-on and leveraging the opportunities, communities can pave the way for more inclusive, cohesive, and child-friendly environments.

## **6. Conclusion and Future Research:**

In conclusion, the journey towards creating child-friendly communities with robust community ties is fraught with challenges but is also replete with opportunities. By focusing on residents' aspirations, prioritizing children's well-being, and fostering genuine community interactions, urban communities

can pave the way for a brighter, more cohesive future. On the promotion of strong community ties for child-friendliness, future research can delve deeper into the nuances of community interactions, exploring the role of digital platforms in fostering ties in an increasingly digital age. Additionally, as urban landscapes evolve, it would be pertinent to study the impact of transient populations on community ties and the challenges and opportunities they present. Another avenue of exploration could be the role of community leadership in driving change, understanding how local leaders can galvanize residents and spearhead initiatives that resonate with the community's aspirations. As urban communities continue to grow and evolve, understanding the dynamics of community ties and their role in fostering child-friendly environments will remain a topic of paramount importance.





## References

- [1] Anderson, B. E. (2022). Puncturing the Echo Chamber: Designing for People in Computer-Generated Space (Doctoral dissertation, Pratt Institute).
- [2] Bartlett, S. (2002). Building better cities with children and youth. *Environment and Urbanization*, 14(2), 3-10.
- [3] Chawla, L. (Ed.). (2016). *Growing up in an urbanizing world*. Routledge.
- [4] Cabrera, J. F., & Najarian, J. C. (2015). How the built environment shapes spatial bridging ties and social capital. *Environment and Behavior*, 47(3), 239-267.
- [5] De Vries, D. H., Bruggeman, J., Benoni, T. E., Rwemisisi, J. T., Kashaija, L. M., Muhangi, D., ... & Pool, R. (2020). Social networks for health communication in rural Uganda: A mixed-method analysis of Dekabusa Trading Centre, Luwero County. *Global public health*, 15(11), 1674-1688.
- [6] Huang J. (2021). Research on the problems and countermeasures of community grid governance in Yibin City Lingang Economic Development Zone. <https://kns.cnki.net/kcms2/article/abstract?v=9U65JaDU4peQcnr3QKRJer7V81PP3BP7ewSbeYqVL2Z9UuvvgA-tVpTULmL9L7laCXUZQmjXXJX451LY3uDYKYXXfrYzIPPqN-aeIWL-Z4oBOI9IaAKRgC1CrDOIWrEj&uniplatform=NZKPT&language=CHS>.
- [7] Gökmen, H., & Tasci, B. U. R. C. U. (2016). Children's views about child friendly city: A case study from Izmir. *Megaron*, 11(4).
- [8] Schiefer, D., & Van der Noll, J. (2017). The essentials of social cohesion: A literature review. *Social Indicators Research*, 132, 579-603.
- [9] Vervisch, T. (2011). The solidarity chain: post-conflict reconstruction and social capital building on three Burundian hillsides. *Journal of Eastern African Studies*, 5(1), 24-41.
- [10] Yao, S., & Xiaoyan, L. (2017). Exploration on ways of research and construction of Chinese child-friendly city--- a case study of Changsha. *Procedia engineering*, 198, 699-706.
- [11] Zeuthen, J. W. (2018). Whose urban development? Changing credibilities, forms and functions of urbanization in Chengdu, China. *Land use policy*, 79, 942-951.

## Appendix:

### Closed- Community Study Questionnaire (based on child-friendliness)

1. Your age? [Single choice question]

Options	Subtotal	Proportion
18 years old and below	7	 6.8%
18~25 years old	30	 29.13%
25~40 years old	47	 45.63%
Above 40 years old	19	 18.45%
Number of valid entries for this question	103	

2. What is the nature of your residence? [Single choice question]

Options	Subtotal	Proportion
Local permanent residence	75	72.82%
Temporary residence (tenant)	28	27.18%
Number of valid entries for this question	103	

3. Your educational qualifications are [Single choice question]

Options	Subtotal	Proportion
Secondary school and below	22	21.36%
Specialized technical school	24	23.3%
Undergraduate	44	42.72%
Master and above	13	12.62%
Number of valid entries for this question	103	



4. Your current marital status [Single choice question]

Options	Subtotal	Proportion
Unmarried	40	38.83%
Married with no children	10	9.71%
Married with children	53	51.46%
Number of valid entries for this question	103	





5. Your child's age is (multiple choices for non-only children) [Single choice question]

Options	Subtotal	Proportion
0-5 years	19	35.85%
6~12 years old	27	50.94%
13-15 years old	10	18.87%
Number of valid entries for this question	53	





6.The sex of your child is (multiple choice if not an only child family) [Multiple choice question]

Options	Subtotal	Proportion
Male	31	 58.49%
Female	33	 62.26%
Number of valid entries for this question	53	






7.How many hours a day, on average, does your child have access to electronics? [Single choice question]

Options	Subtotal	Proportion
Never contacted	1	 1.89%
0~1 hour	16	 30.19%
1~3 hours	25	 47.17%
More than 3 hours	11	 20.75%
Number of valid entries for this question	53	





8.Your child's average number of hours of outdoor activity per day [Single choice question]

Options	Subtotal	Proportion
Never contacted	4	 7.55%
0~1 hour	18	 33.96%
1~3 hours	26	 49.06%
More than 3 hours	5	 9.43%
Number of valid entries for this question	53	





9.Your child's favorites sport [Multiple choice question]

Options	Subtotal	Proportion
Ball games	33	 62.26%
Athletics	17	 32.08%
Climbing	9	 16.98%
Swimming	15	 28.3%
Other sports	18	 33.96%
Number of valid entries for this question	53	







10. Are there any child-friendly recreational space facilities built in your neighbourhood? [Single choice question]

Options	Subtotal	Proportion
Yes, within the neighbourhood	60	 58.25%
Yes, far away	16	 15.53%
No, hope it can be added	17	 16.5%
No, does not affect	10	 9.71%
Number of valid entries for this question	103	







11. Are there safety issues with children's recreational facilities in your community? [Single choice question]

Options	Subtotal	Proportion
Unsafe (e.g. exposed rust, unstable support structure, etc.)	22	 21.36%
Safe (but no warning signs)	36	 34.95%
Safe, all aspects in place	31	 30.1%
No knowledge, no concern	14	 13.59%
Number of valid entries for this question	103	






12. Which of the following facilities for children would you like to see built in your community? [Multiple choice question]

Options	Subtotal	Proportion
Children's rest area	61	 59.22%
Children's playground	74	 71.84%
Children's extension game wall	62	 60.19%
Stroller trail	50	 48.54%
One metre book corner	57	 55.34%
Others	18	 17.48%
Number of valid entries for this question	103	





13. Which of the following safety issues exist in your community building? [Multiple choice question]

Options	Subtotal	Proportion
Old building facades, localised water leakage, etc.; and	39	 37.86%
Long horizontal distance between drying racks and the location of external air-conditioners.	43	 41.75%
Inadequate protection measures such as anti-burglary window guards.	38	 36.89%
Community "kiosks" have food safety hazards.	34	 33.01%
Dilapidated road surfaces with unreasonable brick paving, hard borders and safety hazards.	56	 54.37%
Lack of infrastructure such as warning signs, lighting systems, publicity boxes, and safety monitoring systems.	49	 47.57%
Number of valid entries for this question	103	




14. What are the problems with your community facilities? [Multiple choice question]

Options	Subtotal	Proportion
The community lacks a health service station, alarm system, etc.,	51	 49.51%
The community lacks children's activity centres, outdoor sitting facilities or they are occupied.	48	 46.6%
Evacuation routes in the community do not meet the standard requirements.	36	 34.95%
Buildings are monotonous in colour and do not attract children's attention and curiosity.	51	 49.51%
Lack of safety inspection and maintenance of buildings and play facilities	45	 43.69%
Number of valid entries for this question	103	




15. What construction would you like to see for children's roads to school and travelling? [Multiple choice question]

Options	Subtotal	Proportion
Children's only lanes and resting chairs at the side of the road.	57	 55.34%
Colourful surfaces and interesting graffiti.	57	 55.34%
One-metre-high specimen plaques of plants and animals along the paths with textual information.	63	 61.17%
Installation of a science wall with graffiti on it.	55	 53.4%
Number of valid entries for this question	103	




16. Would you like to transform an unused space in your community for children? [Single choice question]

Options	Subtotal	Proportion
Yes	73	 70.87%
No	10	 9.71%
Unsure	20	 19.42%
Number of valid entries for this question	103	





17. Do you support the conversion of greenery in the community to children's horticultural greenery (flowering bushes)? [Single choice question]

Options	Subtotal	Proportion
Support	63	 61.17%
Do not support	18	 17.48%
Neutral	22	 21.36%
Number of valid entries for this question	103	






18. Are there any child-related activities in your community? [Single choice question]

Options	Subtotal	Proportion
Yes	53	 51.46%
No	24	 23.3%
Not known	26	 25.24%
Number of valid entries for this question	103	







19. What do you think are the most needed activities for children in the community? [Multiple choice question]

Options	Subtotal	Proportion
Safety Education	83	 80.58%
Cultural propaganda	69	 66.99%
Practical Activities	68	 66.02%
Others	22	 21.36%
Number of valid entries for this question	103	






20. How do you feel about belonging to your community? [Single choice question]

Options	Subtotal	Proportion
Very Belonging	14	 13.59%
Quite a sense of belonging	37	 35.92%
Fairly	45	 43.69%
Not very much	3	 2.91%
Not at all	4	 3.88%
Number of valid entries for this question	103	





21. What do you think are the reasons for the lack of a sense of belonging in the neighbourhood? [Multiple choice question]

Options	Subtotal	Proportion
The overall environment of the neighbourhood is not good	31	 30.1%
Poor residential housing	26	 25.24%
Old public space and infrastructure	41	 39.81%
Few recreational activities	64	 62.14%
Low neighbourhood sentiment	43	 41.75%
Others	23	 22.33%
Number of valid entries for this question	103	



22. What services do you think communities should provide to promote neighbourhoods? [Multiple choice question]

Options	Subtotal	Proportion
Neighbourhood Exchange Platform	70	 67.96%
Community Volunteer Service	68	 66.02%
Community Security Service	54	 52.43%
Courier Service	46	 44.66%
Public Parking Service	43	 41.75%
Number of valid entries for this question	103	




23.If there were community activities to promote neighbourhood interaction, would you be interested in participating? [Single choice question]

Options	Subtotal	Proportion
Not at all	19	 18.45%
Average	55	 53.4%
Strong	23	 22.33%
Very strong	6	 5.83%
Number of valid entries for this question	103	




24.Do children-related activities in your community enhance neighbourhood relations? [Single choice question]

Options	Subtotal	Proportion
Yes	49	 92.45%
No	4	 7.55%
Number of valid entries for this question	53	




25.Do you support exemplary recognition to promote neighborliness? [Single choice question]

Options	Subtotal	Proportion
Support	76	 73.79%
Do not support	11	 10.68%
Don't know	16	 15.53%
Number of valid entries for this question	103	

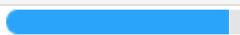


26.Do you support the community to organise activities during traditional festivals to promote neighbourhood relations? [Single choice question]

Options	Subtotal	Proportion
Support	83	 80.58%
Do not support	7	 6.8%
Don't care	13	 12.62%
Number of valid entries for this question	103	






27. Do you support the organisation of parent-child games in your community to promote strong family and community ties? [Single choice question]

Options	Subtotal	Proportion
Support	85	 82.52%
Do not support	7	 6.8%
Don't care	11	 10.68%
Number of valid entries for this question	103	






28. Do you support the community holding regular unused item trading events? [Single choice question]

Options	Subtotal	Proportion
Support	81	 78.64%
Do not support	7	 6.8%
Don't care	15	 14.56%
Number of valid entries for this question	103	




29. Are you satisfied with the security measures in your community? [Single choice question]

Options	Subtotal	Proportion
Satisfied	33	 32.04%
Generally satisfied	36	 34.95%
Fairly Satisfied	25	 24.27%
Not very satisfied	4	 3.88%
Not Satisfied	5	 4.85%
Number of valid entries for this question	103	




30. What aspects of upgrading basic safety facilities in child-friendly neighbourhoods (renovation of old neighbourhoods) are of more concern to you? [Multiple choice question]

Options	Subtotal	Proportion
Installation of additional surveillance equipment to increase the number and coverage of surveillance equipment.	81	 78.64%
Upgrading fire fighting equipment to improve the sensitivity and response time of fire fighting equipment.	74	 71.84%
Upgrading access control equipment to improve the efficiency and safety of community access control.	73	 70.87%
Increase the number of community security personnel to conduct regular inspections.	60	 58.25%
Others	2	 1.94%
Number of valid entries for this question	103	

31. Do you support the installation of smart sensing systems in the community? [Single choice question]

Options	Subtotal	Proportion
Yes	94	 91.26%
Do not support	4	 3.88%
Don't care	5	 4.85%
Number of valid entries for this question	103	

32. Do you support the addition or enhancement of accessibility equipment in your community? [Single choice question]

Options	Subtotal	Proportion
Yes	92	 89.32%
Do not support	5	 4.85%
Don't care	6	 5.83%
Number of valid entries for this question	103	

33. What other suggestions do you have for a child-friendly compact community? [fill in the blank]