

Research and Design of Denture Manufacturing Production System Based on Integrated 3D Printing Technology

Xinyu Wu *

School of Management, Wuhan University of Technology, Wuhan, China

*Corresponding Author: 3142525760@qq.com

ABSTRACT

In the rapidly advancing field of digital manufacturing technology, dentistry has entered an unprecedented era of technological revolution. The convoluted steps, exorbitant costs, and inefficiencies of traditional denture fabrication processes demand a novel production system to meet contemporary demands for efficiency, precision, and customization in oral healthcare. This study aims to devise and actualize a denture manufacturing production system underpinned by integrated three-dimensional (3D) printing technology. Utilizing oral scanners and computer-aided design software, we established a comprehensive production workflow encompassing design, preparation, printing, post-processing, and quality control and inspection. Findings suggest that such an integrative approach significantly enhances manufacturing accuracy and efficiency while reducing costs. Beyond presenting a novel paradigm in dental production, this research also forges new pathways in the application of digital manufacturing technology. Ultimately, this study furnishes pivotal technological support to elevate the quality and personalization of dental care and contribute to socio-economic advancement.

KEYWORDS

Integrated 3D Printing Technology; Denture Manufacturing; Digital Fabrication; Production Systems; Dental Medicine

1. INTRODUCTION

The field of dental medicine is undergoing an extraordinary technological upheaval, catalyzed by the swift evolution of digital manufacturing technologies [1]. Traditional denture manufacturing practices are hampered by their cumbersome processes, high costs, and low efficiency, significantly impeding industry progress and patient convenience [2]. There is an urgent requirement for a new manufacturing production system that can enhance efficiency, reduce costs, and improve the quality and precision of dentures, responding to the acute demand for effective, accurate, and personalized dental solutions prevalent in contemporary oral medicine [3]. An instance of denture fabrication using integrated 3D printing is presented as Fig.1.



Figure 1. An Instance of Integrated 3D Printed Denture

The purpose of this paper is to research and design a denture manufacturing production system based on integrated 3D printing technology to address the deficiencies of traditional manufacturing methods [4]. By integrating cutting-edge 3D printing technology, we aim to explore a novel manufacturing paradigm that will improve production efficiency and craftsmanship precision, lower manufacturing costs, and facilitate mass production of customized dentures. In addition, we will delve into the prospective applications of digital manufacturing technology within the realm of dental medicine, carving out new strategies and methodologies for the advancement of this field [5].

The significance of this study is not confined to the domain of dental medicine; it also infuses new vitality into the field of digital manufacturing. By enhancing the efficiency and quality of denture production, our work will promote the progress of oral health initiatives; simultaneously, by expanding the applications of 3D printing technology to medical device manufacturing, we will propel the development of digital manufacturing technologies. On a socio-economic level, reducing the costs of denture production and increasing production efficiency will not only foster the growth of related industries but also provide greater benefits and convenience to society and patients alike.

In summary, this study is dedicated to designing and implementing a denture manufacturing production system based on integrated 3D printing technology, providing fresh perspectives and methodologies for the growth of dental medicine and the application of digital manufacturing technologies. This endeavor aims to offer patients superior, personalized oral healthcare services and inject new vigor into the socio-economic landscape.

2. INTEGRATED 3D PRINTING TECHNOLOGY IN DENTURE MANUFACTURING PRODUCTION SYSTEMS

2.1. Overview of Integrated 3D Printing Technology

3D printing, also known as additive manufacturing, is a process that creates objects through the sequential layering of material. Integrated 3D printing technology refers to the unification of all stages of the manufacturing process—including design, fabrication, and post-processing—into a single system, facilitating a cohesive production workflow. The implementation of integrated 3D printing technology typically involves several critical phases:

The initial phase is design, where dentures are digitally modeled. This process begins with acquiring three-dimensional oral data using devices such as intraoral scanners, followed by the utilization of computer-aided design software to engineer the denture. During this phase, consideration is given to the patient's oral anatomy, occlusion, and personalized requirements, ensuring that the final prosthesis aligns seamlessly with the patient's oral cavity.

Next is the preparation phase, where the designed denture model is converted into a printable file format, commonly an STL file. This is achieved through specialized software that slices the 3D model into thin layers, generating the necessary printing paths and parameters.

The printing phase follows, during which the denture is constructed layer by layer using an integrated 3D printer. Based on predetermined paths and parameters, the printer deposits materials in layers, gradually forming the designed denture. The duration of this process varies, contingent upon the size and complexity of the denture and the printing technology employed.

Subsequent to printing is the post-processing phase. Here, additional work is often required to ensure the denture's surface smoothness and precision. This may involve the removal of support structures, surface cleaning, and treatments to meet the final manufacturing specifications.

The final phase is quality control and inspection. Throughout the manufacturing process, meticulous quality assurance and inspections are conducted to guarantee the denture's quality and dimensional accuracy. This may encompass monitoring and adjusting printing parameters in real-time and assessing the size and surface quality of the denture, ensuring compliance with medical standards and patient requirements. An illustrative diagram of the integrated 3D printing technology process is shown in Figure 2.

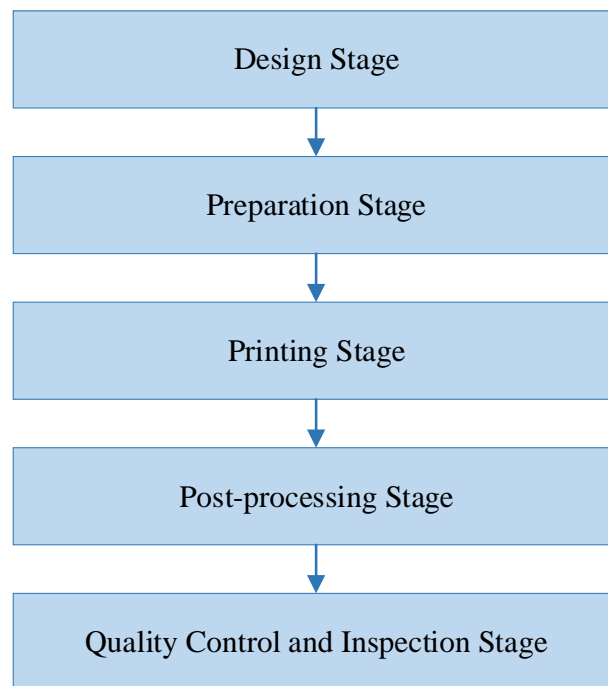


Figure 2. Process Flow Diagram of Integrated 3D Printing Technology

Compared to traditional, disjointed manufacturing workflows, integrated 3D printing technology offers multiple advantages: it reduces complexity and uncertainty by minimizing manual intervention and intermediate steps; it ensures high-precision manufacturing with advanced digital design and control technology, maintaining product dimensional accuracy and intricate geometric configurations; its flexibility accommodates rapid adjustments in production parameters and pathways, catering to customized and small-batch production needs; and enhanced resource utilization and production efficiency contribute to cost reduction and shortened development cycles, propelling the advancement of the manufacturing industry.

2.2. Design Requirements and Standards for the Denture Manufacturing Production System

The design requirements and standards for the denture manufacturing production system are crucial to ensuring that the system can complete denture manufacturing tasks efficiently and accurately.

These encompass various aspects including technical performance, production efficiency, quality control, cost management, and system reliability. Here is a detailed introduction to these requirements and standards:

- (1) **Technical Performance Requirements:** The system should exhibit exceptional technical performance, including high printing precision, stable print speeds, reliable print quality, and compatibility with a wide range of materials. Printing precision is a critical metric, directly impacting the dimensional accuracy and surface smoothness of the denture. Additionally, the system should be capable of printing with various materials to accommodate different types of denture fabrication.
- (2) **Production Efficiency Requirements:** To enhance productivity, the system should possess rapid printing capabilities and an efficient workflow. Design considerations must include optimizing print paths, reducing idle time, and enhancing print efficiency. Furthermore, the system should feature automated control mechanisms to facilitate unmanned, continuous production, thereby boosting productivity.
- (3) **Quality Control Requirements:** Quality assurance is key to the integrity of the denture product. Hence, the system must incorporate stringent quality control mechanisms, such as real-time monitoring of the printing process, automatic error correction, and online quality assessment. A comprehensive quality management system must also be established to ensure that each denture meets medical standards and patient expectations.
- (4) **Cost Management Requirements:** Cost control is a pivotal challenge for manufacturing enterprises. The system design should aim to reduce manufacturing costs and enhance production efficiency, thus lowering the cost per denture unit. This includes measures to optimize material utilization, reduce energy consumption, and increase equipment uptime.
- (5) **System Reliability Requirements:** To ensure stable and continuous production, the system must demonstrate high reliability and stability. This includes the stability of the equipment, automatic detection and alerting of malfunctions, and availability of spare parts and maintenance services.

In summary, the design requirements and standards for the denture manufacturing production system cover technical performance, production efficiency, quality control, cost management, and system reliability. By holistically considering these factors, a denture manufacturing production system can be designed to meet market demands and corporate growth objectives, ensuring efficient, stable, and reliable operations.

3. DESIGN AND CONSTRUCTION OF THE DENTURE MANUFACTURING PRODUCTION SYSTEM

3.1. Overview of the Design Scheme

The formulation of a design scheme is paramount in the process of designing and constructing a denture manufacturing production system. An overview of the design scheme aims to delineate the overall architecture of the system, the functional modules, and the key technical trajectories, providing guidance and a basis for the subsequent realization and construction of the system.

Initially, the design scheme will encompass a comprehensive layout of the system's overarching architecture and modular division. By analyzing the production process and technical requirements of denture manufacturing, the system's functional modules will be determined, including modules for digital design and modeling, slicing and path planning, print control, post-processing and surface finishing, as well as quality control and inspection. Each module is tasked with specific functions, collaborating in concert to complete the production process of denture manufacturing. A schematic of the overall design architecture is depicted as Figure 3.

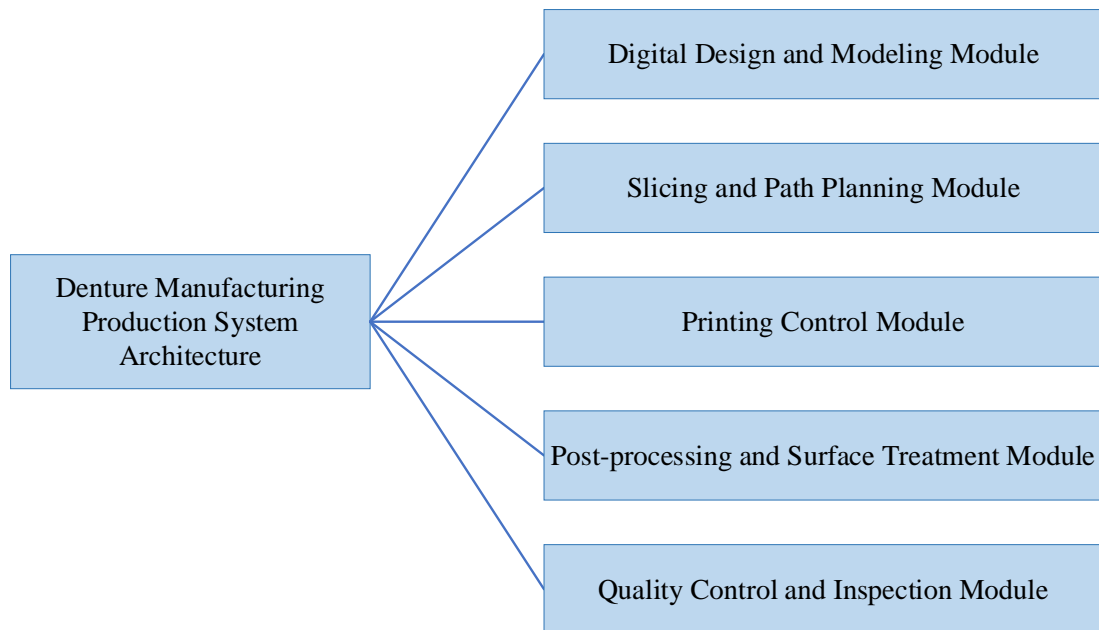


Figure 3. Schematic of Design Architecture

Subsequently, the design scheme will specify the detailed design requirements and technological pathways for each functional module. The digital design and modeling module should be capable of processing oral scan data and modeling to achieve the three-dimensional reconstruction of a patient's oral cavity and the digital design of the denture. The slicing and path planning module must be able to slice the digital model and generate printing pathways, optimizing these pathways to enhance the efficiency and quality of printing. The print control module is responsible for the management and adjustment of printing parameters, ensuring the stability and accuracy of the printing process. The post-processing and surface finishing module should provide functions such as the removal of support structures, surface cleaning, and smoothing treatments, to ensure the final quality of the denture. The quality control and inspection module must be equipped with the capacity to monitor and assess the quality of the denture in real time, ensuring that the fabricated denture meets medical standards and patient requirements.

Moreover, the design scheme will take into account the overall performance and scalability of the system. During the design process, the collaborative interaction between various functional modules must be considered thoroughly to ensure the system possesses optimal overall performance and stability. Concurrently, the design scheme should also contemplate the system's scalability and adaptability, reserving scope and potential for future upgrades and expansion of functionalities.

3.2. System Structural Design

In the structural design of the denture manufacturing production system, it is crucial to consider the synergy between the various functional modules, as well as the overall stability and reliability of the system. The objective of system structural design is to establish the methods of connection, data flow pathways, and modes of information interchange among the modules to enable efficient operation and precise control of the system.

The design will include planning the interconnections and data flow routes between modules. Clear mechanisms for linkage and communication must be established to ensure smooth data transfer and accurate information exchange. For instance, the digital design and modeling module should connect with the slicing and path planning module, transmitting the designed 3D model for subsequent slicing; the slicing and path planning module should interface with the printing control module, relaying the generated printing paths and parameters to the printer. Furthermore, the system structural design must address the collaborative functions and task allocations among modules. The digital design and

modeling module is tasked with transforming oral scan data into 3D models; the slicing and path planning module with slicing the model and generating printing paths; the print control module with directing the printer to deposit layers accurately; the post-processing and surface treatment module with refining the printed denture; and the quality control and inspection module with monitoring and verifying the quality of the final product.

Lastly, the system structural design must take into consideration the overall stability and reliability of the system. During the design phase, the dependencies between the functional modules and the stability of data transmission need to be carefully evaluated to ensure that the system operates stably and maintains optimal performance. Additionally, the system should incorporate diagnostics and recovery mechanisms to enhance its reliability and robustness.

3.3. Integration and Optimization of Hardware and Software

For efficient and precise denture manufacturing, the integration and optimization of hardware and software are key components in the design of the production system. The integration of hardware and software not only plays a crucial role in system performance but also directly impacts production efficiency and product quality. Based on the content in the diagram, the following detailed description addresses the integration and optimization of hardware and software:

The integrated design of hardware requires that each physical component, such as printers, scanners, processing, and post-processing equipment, operates in unison. As shown in the diagram, the 3D printer includes a precise movement control system for the print head, depositing materials along accurate paths. The printing platform must maintain stability while allowing swift changes to accommodate various printing demands. The dexterity and precision of mechanical arms are vital for high-quality outputs, necessitating meticulous calibration and stable control systems.

Software integration involves not only the software that controls the printing process but also algorithms for optimizing the initial design, slicing, and post-processing. The user interface depicted in the diagram should provide intuitive workflow processes, allowing users to easily import scan data, make model adjustments, and set printing parameters. The software must handle complex data and create efficient printing paths while also conducting real-time monitoring to ensure the stability of the printing process.

Regarding optimization, the integrated control system should enable real-time monitoring of the printing status and autonomously correct potential issues. The diagram's system architecture indicates that multi-axis coordination is crucial for printing complex denture structures, requiring software to efficiently process data from the design and slicing modules and accurately relay instructions to the hardware.

Ultimately, the goal of hardware and software integration and optimization is to achieve faster production speeds, higher product precision, and reduced operational costs. Through continual testing and iteration of the hardware and software systems, performance and reliability of the entire production system can be enhanced while maintaining high-quality manufacturing standards. The diagram of system integration is illustrated in Figure 4.




Figure 4. Schematic of Design Architecture

4. SUMMARY

This study has successfully designed and implemented a denture manufacturing production system based on integrated 3D printing technology, thereby enhancing the precision and efficiency of denture manufacturing and significantly reducing costs. These outcomes hold substantial significance for the field of dental medicine, offering a novel and effective approach to fabricate personalized dentures, thus advancing oral healthcare. Practically, this research has a meaningful impact on enhancing production efficiency and economic benefits within the related industries, delivering advantages and convenience to patients. Future research could further explore the application of this technology in the manufacturing of various types of medical devices and seek ways to refine design and production processes to heighten system reliability and stability. In conclusion, this study underscores the revolutionary role of integrated 3D printing technology in modern medical manufacturing, providing an innovative conceptual and technological framework for the field.

ACKNOWLEDGEMENTS

The author gratefully acknowledge the financial support from National innovation and entrepreneurship training program for college students (No. S202310497308X) funds. Special thanks are extended to Teacher Shen Jun for her invaluable guidance and contributions to this research, which have been instrumental in shaping the outcomes and insights presented herein.

REFERENCES

- [1] Deng K, Chen H, Wang Y, et al. Evaluation of functional suitable digital complete denture system based on 3D printing technology [J]. *The Journal of Advanced Prosthodontics*, 2021, 13(6): 361.
- [2] Tian Y, Chen C X, Xu X, et al. A review of 3D printing in dentistry: Technologies, affecting factors, and applications [J]. *Scanning*, 2021, 2021.
- [3] Anadioti E, Musharbash L, Blatz M B, et al. 3D printed E complete removable dental prostheses: A narrative review [J]. *BMC Oral Health*, 2020, 20: 1-9.
- [4] Baba N Z, Goodacre B J, Goodacre C J, et al. CAD/CAM complete denture systems and physical properties: A review of the literature [J]. *Journal of prosthodontics*, 2021, 30(S2): 113-124.
- [5] Prpić V, Schauerperl Z, Čatić A, et al. Comparison of mechanical properties of 3D-printed, CAD/CAM, and conventional denture base materials [J]. *Journal of prosthodontics*, 2020, 29(6): 524-528.