

From Tradition to Innovation: Integrating 3D Printing in the Creation of Wooden Artistic and Furniture Products

Minghao Yan *

School of Management, Wuhan University of Technology, Wuhan, China

*Corresponding Author: 1824754735@qq.com

ABSTRACT

Within the framework of sustainable development and technological advancement, 3D printing has emerged as a novel trend in industrial manufacturing. Traditional wood usage presents significant challenges, including high resource consumption, low production efficiency, and environmental pollution. This study explores the application of 3D printing technology in wooden art and furniture products, which supports complex designs, allows rapid prototyping, and small-batch production, thereby significantly reducing material waste. The research methodology includes design concept and model creation, material selection and processing, optimization of the printing process, and post-processing and refinement. The key findings suggest that 3D printing can utilize recycled wood, reduce costs, and enhance material utilization, supporting environmental sustainability. This study highlights the unique value of 3D printing in enhancing production efficiency, environmental friendliness, and cultural modernization.

KEYWORDS

3D Printing; Wood Products; Sustainability; Material Utilization; Environmental Protection

1. INTRODUCTION

In modern society, with the widespread acceptance of sustainability and rapid technological progress, 3D printing technology has become a significant trend in industrial manufacturing [1]. Traditional wood usage in the production of furniture and cultural creative products faces several challenges, such as high resource consumption, low production efficiency, and environmental pollution [2]. These challenges have spurred the demand for new technologies and materials to achieve more efficient and environmentally friendly production methods. The introduction of 3D printing offers new possibilities for the design and manufacture of wooden products. This technology supports complex designs [3], allows for rapid prototyping and small-batch production, and significantly reduces material waste. Additionally, 3D printing can utilize recycled wood, which not only lowers costs but also enhances material efficiency, playing a crucial role in promoting environmental sustainability and sustainable development [4]. As global attention to environmental protection and sustainable resource use increases, developing and adopting new technologies to enhance production efficiency and environmental friendliness becomes an inevitable trend. The application of 3D printing in the design of wooden furniture and cultural creative products not only enhances design flexibility and product customization but also contributes to environmental protection and resource efficiency [5]. By utilizing 3D printing, designers and manufacturers can explore new forms and structures, often unachievable with traditional manufacturing methods. Moreover, this technology enables the development of wooden cultural creative products from purely functional to both artistic and practical,

better meeting market demands and enhancing consumer identification with traditional culture and modern innovation.

2. FUNDAMENTAL PRINCIPLES AND SUITABLE MATERIALS FOR 3D PRINTING

3D printing technology, particularly Fused Deposition Modeling (FDM), builds three-dimensional objects by layering materials. In wooden product design, materials such as wood-plastic composites and Cellulose Wood Fiber/Polylactic Acid (CWF/PLA) are commonly used, combining the sustainability of natural wood fibers with the durability of polymers. The use of these materials not only ensures the environmental friendliness of the products but also allows for precise molding through 3D printing technology to create complex designs.

The process of applying 3D printing technology in the design of wooden cultural creative products and furniture can be divided into several key steps:

(1) Design concept and model creation. Designers initially use professional software such as AutoCAD or SketchUp to create detailed 3D models based on innovative concepts. These models can be highly complex, including details that are impossible to achieve with traditional craftsmanship. During this stage, designers can experiment with different shapes, structures, and decorative elements, rapidly modifying and optimizing the design to achieve optimal aesthetic and functional effects.

(2) Material selection and processing. Based on the functional requirements and usage needs of the product, suitable 3D printing materials are selected. For wooden cultural creative products and furniture, wood-plastic composites are commonly used, combining the natural texture of wood with the strength of plastic. Materials can also undergo special treatments, such as the addition of fireproof, waterproof, or UV-resistant chemical additives, to enhance the durability and safety of the finished product.

(3) Optimization of the printing process. During the 3D printing process, precise control of printing parameters, such as printing speed, temperature, and layer height, is crucial for ensuring product quality. This requires high coordination between printer software and hardware. For complex designs, support structures may be necessary to ensure that all parts form correctly during printing. These support structures are removed after printing.

(4) Post-processing and refinement. After printing, the product surface may require further treatment to improve the appearance quality and texture. This includes polishing, coloring, or painting. For furniture products, assembly and strength testing may also be necessary to ensure they meet practical standards and safety requirements.

A diagram of the design process for applying 3D printing technology in wooden cultural creative products and furniture design is shown in Figure 1.

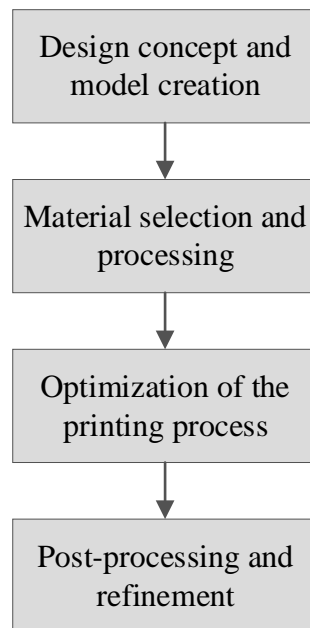


Figure 1. Design Process Diagram

After completing the basic product design, a fusion of functionality and aesthetics is possible, allowing designers to find a new balance between functionality and aesthetics using 3D printing technology. Designers can create hollow-structured furniture to reduce weight or design decorations with biomimetic features, which are difficult to achieve with traditional manufacturing technologies. Finally, considering environmental and sustainability factors, 3D printing reduces material waste during the design process and can use recyclable or biodegradable materials, aligning with modern environmental trends.

3. ADVANTAGES OF 3D PRINTING IN REDUCING MATERIAL WASTE AND PROMOTING RECYCLING

3D printing technology demonstrates significant advantages in material use efficiency, particularly in reducing material waste. Compared to traditional woodworking techniques like cutting and carving, 3D printing, as an additive manufacturing process, adds material only where necessary, greatly reducing waste generation. This precise control of material not only cuts costs but also significantly lowers the environmental burden, as material waste can be reduced from the traditional 20%-30% to just 1%-5%.

Moreover, 3D printing technology supports the use of recycled materials, such as converting recycled wood and plastic fragments into wood-plastic composites that are suitable for printing, effectively promoting the circular reuse of materials. Some 3D printing devices can also recycle unused materials during the printing process, such as un-melted powder, further enhancing material use efficiency, reducing reliance on new raw materials, and lowering environmental impact.

Lastly, 3D printing allows for the optimization of product design, such as adopting lattice structures or hollow designs, which not only reduce product weight but also decrease the amount of material used. Such design optimizations are difficult to achieve in traditional manufacturing but are more feasible with 3D printing. Additionally, this brings the extra environmental benefit of lowering energy consumption and carbon emissions during product transportation, highlighting the important ecological role of 3D printing in modern manufacturing. Cost and production relationship in 3D printing is shown in Fig.2

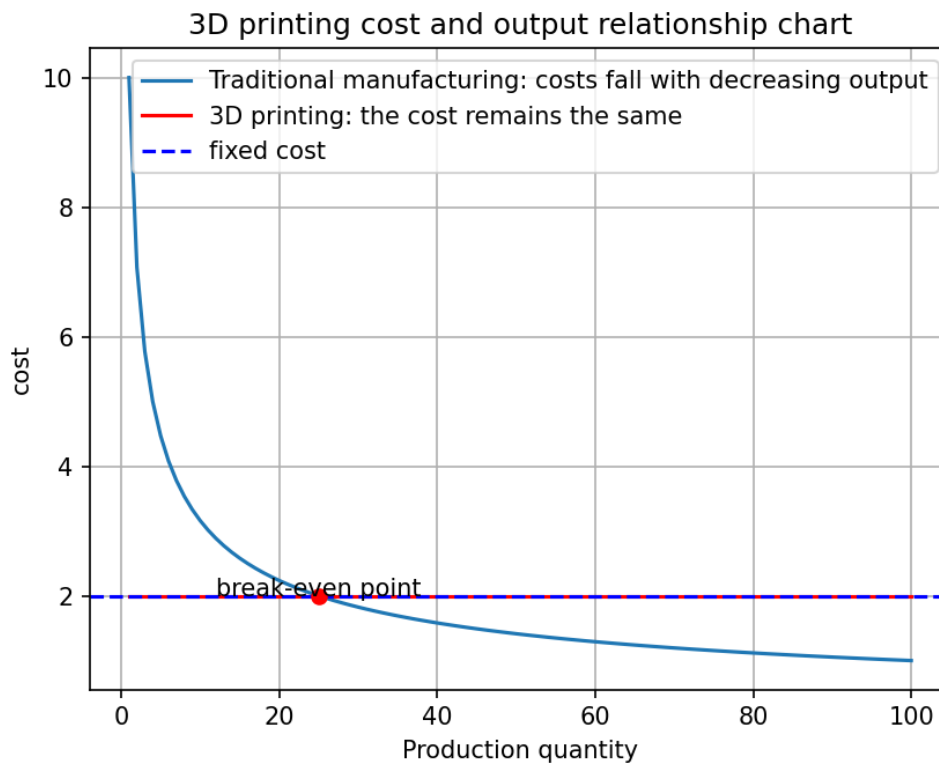


Figure 2. Cost and Production Relationship in 3D Printing

The cost curve for 3D printing is shown as a horizontal line, indicating that costs remain fixed regardless of production volume. This characteristic suggests that the unit cost of 3D printing does not change regardless of the number of products manufactured, providing a clear cost budgeting basis for businesses. In contrast, traditional manufacturing costs significantly decrease as production increases, but at lower volumes, the unit cost is much higher than that of 3D printing, showcasing the economic advantages of 3D printing in small-batch production.

The "break-even point" marked in the diagram shows where 3D printing technology and traditional manufacturing reach the same unit cost. Before this point, 3D printing is more cost-effective; beyond it, as production volume increases, traditional manufacturing becomes cheaper per unit. This reveals that 3D printing is suitable for small to medium-scale production, particularly cost-effective in customized and low to medium volume scenarios.

Due to the cost independence from production volume, the concept of economies of scale does not apply to 3D printing. Traditional manufacturing tends to reduce costs as production scales up, whereas 3D printing offers flexibility, keeping costs constant throughout the production process. This cost model provides advantages for highly customized product manufacturing and is also suitable for rapid iterative product design processes.

In summary, the cost management advantages of 3D printing are primarily manifested in its adaptability to small batch, highly customized production. It provides a flexible cost structure for product development and rapid manufacturing, enabling businesses to innovate and test markets without incurring additional costs. Although traditional manufacturing may be more cost-effective in large-scale production, the cost benefits of 3D printing in customization and rapid response to market demands cannot be overlooked.

4. 3D PRINTING'S ADVANTAGES IN REDUCING MATERIAL WASTE AND RECYCLING

3D printing technology has sparked a revolution in innovation and environmental conservation in traditional woodworking. Designers now have the ability to maintain the aesthetic qualities of traditional wood while pushing the boundaries of conventional manufacturing through modern design principles. This technology paves a new path that allows for exploring new structural and form possibilities while preserving the natural texture and color of wood, making it possible to produce complex designs that were once unimaginable. In this way, 3D printing not only emphasizes cultural heritage but also drives the expansion of design boundaries, advancing the modernization of culture. Examples of traditional wooden products made using 3D printing technology are illustrated in Figure 3.




Figure 3. Case Studies of Traditional Wooden Products Made Using 3D Printing Technology

In terms of resource efficiency, 3D printing significantly reduces material waste during production, especially in its precise calculation of material usage, compared to the inevitable waste from cutting and carving in traditional manufacturing methods. This not only enhances the economic efficiency of production but also reduces the environmental strain, enhancing the sustainability of the production process. Furthermore, by utilizing recyclable and renewable materials, 3D printing further reduces the demand for new raw materials and minimizes environmental burden through recycling and reuse at the end of production, strongly supporting the realization of a closed-loop economy.

Lastly, the potential of 3D printing in energy saving and carbon reduction is considerable. Due to its efficient material usage method, this technology demonstrates significant advantages in energy consumption when producing personalized products and small batch orders. Its smaller energy consumption footprint and reduced transportation needs make 3D printing a robust technological choice supporting industrial green transformation and sustainable development strategies. Through these means, 3D printing not only brings innovation in design and production but also sets new benchmarks in environmental protection and sustainability. Examples of environmentally friendly materials used in 3D printing are shown in Figure 4.




Figure 4. Environmentally Friendly Materials in 3D Printing

In the diagram, the top left corner displays a 3D printing setup in an outdoor environment, alongside recycled materials used for printing. This highlights a significant advantage of 3D printing: the ability to utilize secondary raw materials like recycled plastics for manufacturing. By converting discarded plastics into 3D printing filaments, this technology transforms waste into useful products, effectively reducing the demand for new raw materials and minimizing the potential environmental harm of waste. The top right corner shows a 3D-printed ecological habitat model, demonstrating the complexity and aesthetic appeal of the design. Such detailed and complex designs typically require precise material placement, and 3D printing ensures that only the necessary amount of material is used, minimizing waste. The bottom left corner features a 3D-printed public facility, such as a toilet, which might be designed for remote areas or temporary events. Such applications underscore the potential of 3D printing for rapid deployment of infrastructure while using locally sourced materials to reduce logistics costs and carbon emissions. Furthermore, the structure itself can be recycled and reused when no longer needed. Finally, the bottom right corner shows a set of 3D-printed cable reels. These are likely made from recycled plastics, and their simple design facilitates production while avoiding the purchase of new reels. This reuse of existing materials not only reduces the environmental impact of manufacturing new products but also lessens the economic cost.

5. SUMMARY

This study demonstrates the application of 3D printing technology in wooden art and furniture products, not only enhancing design flexibility and product customization but also making significant contributions to environmental protection and resource efficiency. Key achievements include improved material usage efficiency, reduced production costs, and a reduced environmental footprint through the use of recyclable materials. Additionally, the application of 3D printing technology has spurred product design innovation, aligning products more closely with modern market demands. Future research could further explore the application of 3D printing technology on other types of

materials and its potential benefits in large-scale production. Overall, the research and application of this technology play a crucial role in advancing the sustainable development of industry and culture.

REFERENCES

- [1] Correa D, Papadopoulou A, Guberan C, et al. 3D-printed wood: programming hygroscopic material transformations [J]. *3D Printing and Additive Manufacturing*, 2015, 2(3): 106-116.
- [2] Rosenthal M, Henneberger C, Gutkes A, et al. Liquid Deposition Modeling: A promising approach for 3D printing of wood [J]. *European journal of wood and wood products*, 2018, 76: 797-799.
- [3] Le Duigou A, Castro M, Bevan R, et al. 3D printing of wood fibre biocomposites: From mechanical to actuation functionality [J]. *Materials & Design*, 2016, 96: 106-114.
- [4] Apriawan T, Bajamal A H, Hermawan Y, et al. Three-dimensional (3D)-printed model reconstruction in pre-operative planning for wooden penetrating brain injury [J]. *Bioprinting*, 2021, 24: e00168.
- [5] Cimino D, Rollo G, Zanetti M, et al. 3d printing technologies: are their materials safe for conservation treatments? [C]//*IOP Conference Series: Materials Science and Engineering*. IOP Publishing, 2018, 364: 012029.